

CDSW

Vertically Staged

Self Priming Centrifugal Pumps

Ultra V Basic Pump ^{w/}UltraMate Second Stage



Model VS3B60-B

Size 4" x 3"



PUMP SPECIFICATIONS

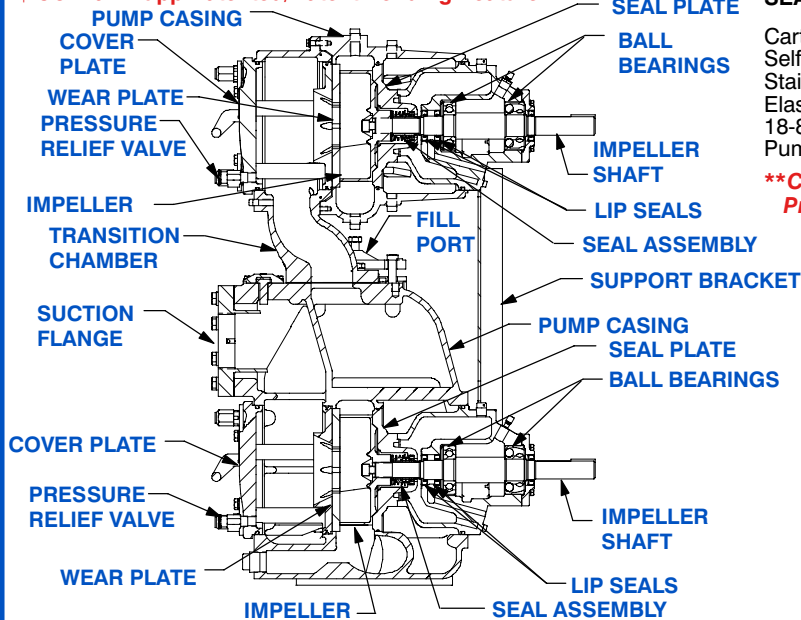
- Size:** 4" x 3" (102 mm x 76 mm).*
- Pump Casings:** Gray Iron No. 30.†
- Maximum Operating Pressure 176 psi (1213 kPa).**
- Semi-Open Type, Two Vane Impellers:** Ductile Iron No. 65-45-12.
- Handles 3" (76,2 mm) Diameter Spherical Solids.
- Impeller Shafts:** Alloy Steel No. 4140.
- Self-Cleaning Replaceable Wear Plates:** Carbon Steel No. 1015.†
- Shimless Adjustable Cover Plates:** Gray Iron No. 30.†
- Suction Flange:** Gray Iron No. 30.
- Bearing Housings:** Gray Iron No. 30.
- Seal Plates:** Gray Iron No. 30.
- Shaft Sleeves:** Alloy Steel No. 4130.
- Radial and Thrust Bearings:** Open Double Ball.
- Bearing and Seal Cavity Lubrication:** SAE No. 30 Non-Detergent Oil.
- Gaskets:** Buna-N, Compressed Synthetic Fibers, Vegetable Fiber, PTFE, Cork, and Rubber.
- O-Rings:** Buna-N.
- Transition Chamber:** Ductile Iron No. 65-45-12.†
- Hardware:** Standard Plated Steel.
- Brass Pressure Relief Valves.**
- Bearing and Seal Cavity Oil Level Sight Gauges.**
- Optional Equipment:** Automatic Air Release Valve. High Pump Temperature Shutdown Kit. Stainless Steel/G-R Hard Iron Impellers and Wear Plates. 120/240 Volt Casing Heater.
- *Optional Gray Iron No. 30 Flange Kits Available as Follows (See Price Sheets):
 - 3" 125# Female NPT Discharge Flange Kit.
 - 4" and 3" ASA Suction/Discharge Spool Flange Kits.
 - 100 mm and 80 mm DIN 2527 (PN 16) Suction/Discharge Spool Flange Kits.

UltraMate
Second
Stage

Ultra V
Basic
Pump



† Gorman-Rupp Patented/Patent Pending Feature.

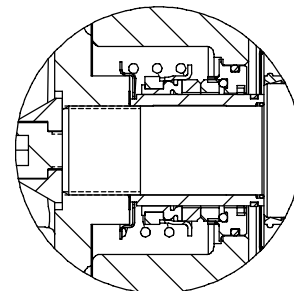


SEAL SPECIFICATIONS

Cartridge Type, Mechanical, Oil-Lubricated, Double Floating, Self-Aligning. Silicon Carbide Rotating and Stationary Faces. Stainless Steel No. 316 Stationary Seat. Fluorocarbon Elastomers (DuPont Viton® or Equivalent). Stainless Steel No. 18-8 Cage and Spring. Maximum Temperature of Liquid Pumped, 160°F (71°C).†**

****Consult Factory for Applications Exceeding Maximum Pressure and/or Temperature Indicated.**

SEAL DETAIL



THE GORMAN-RUPP COMPANY • MANSFIELD, OHIO

GORMAN-RUPP OF CANADA LIMITED • ST. THOMAS, ONTARIO, CANADA

www.grpumps.com

Specifications Subject to Change Without Notice

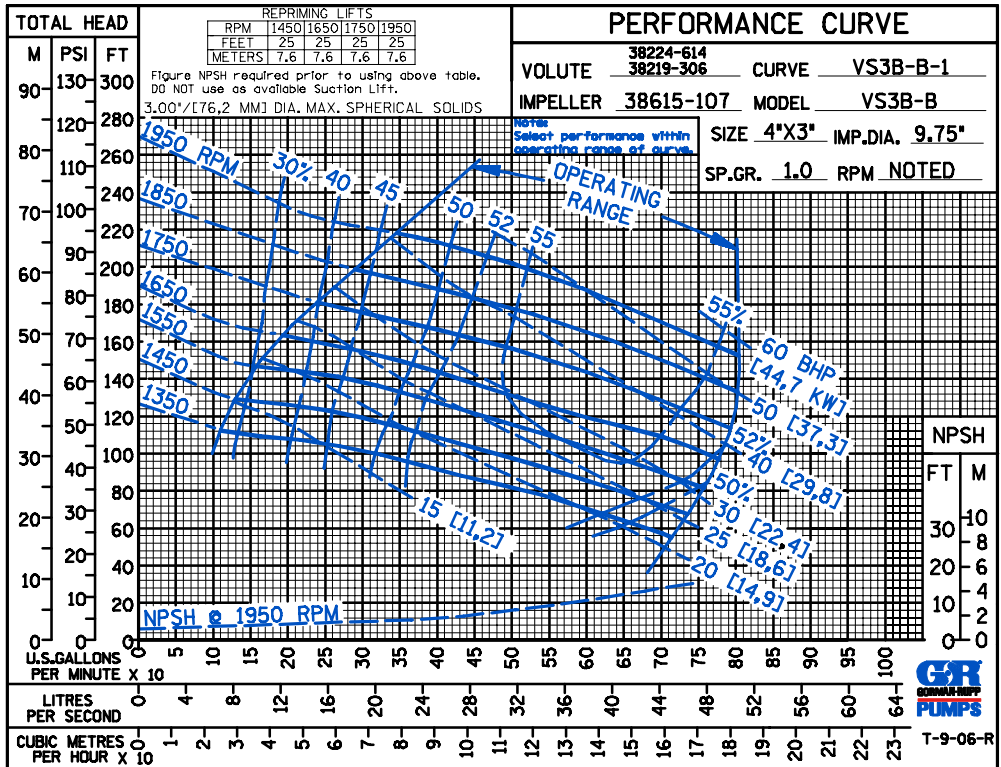
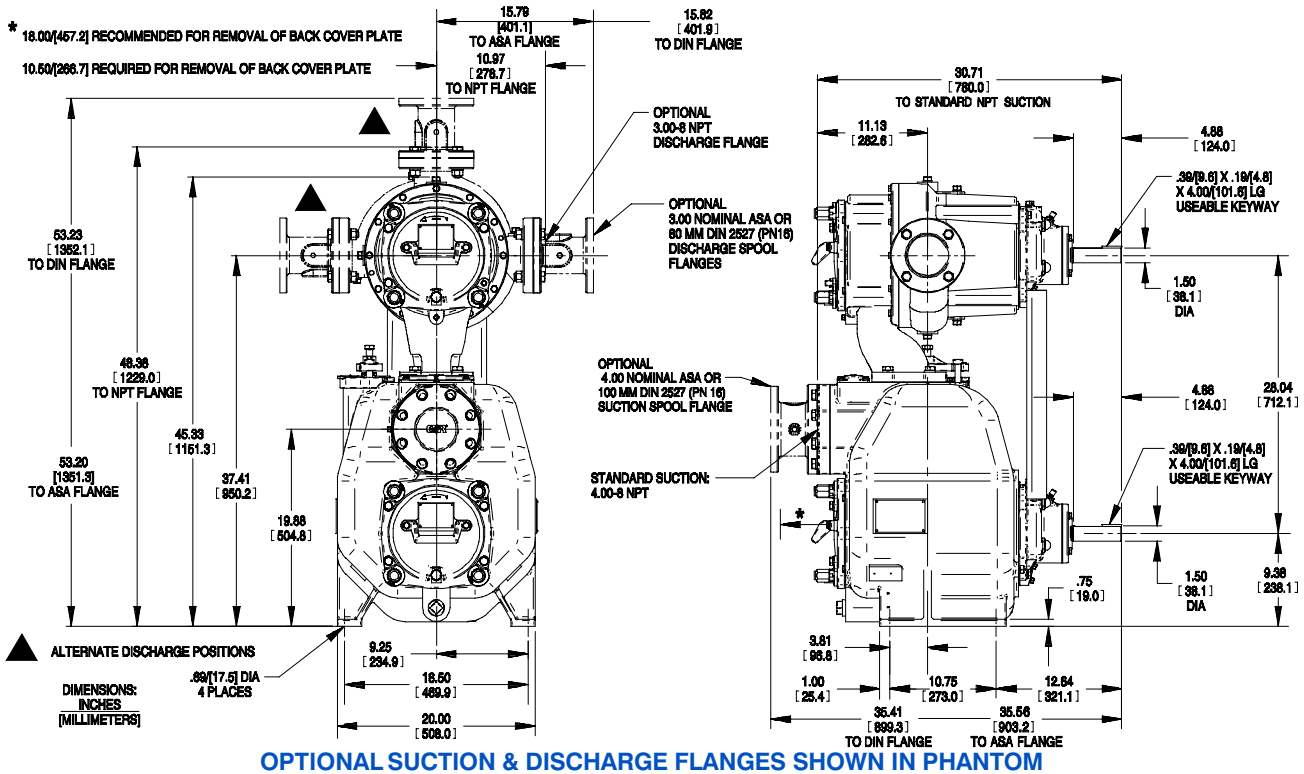
Printed in U.S.A.

Specification Data

SECTION 55, PAGE 3050

APPROXIMATE DIMENSIONS and WEIGHTS

NET WEIGHT: 1120 LBS. (508 KG.)*
SHIPPING WEIGHT: 1195 LBS. (542 KG.)*
EXPORT CRATE: 53 CU. FT. (1,5 CU. M.)
 *WEIGHTS DO NOT INCLUDE OPTIONAL FLANGE KITS.



THE GORMAN-RUPP COMPANY • MANSFIELD, OHIO

GORMAN-RUPP OF CANADA LIMITED • ST. THOMAS, ONTARIO, CANADA

Specifications Subject to Change Without Notice

Printed in U.S.A.

CDSW

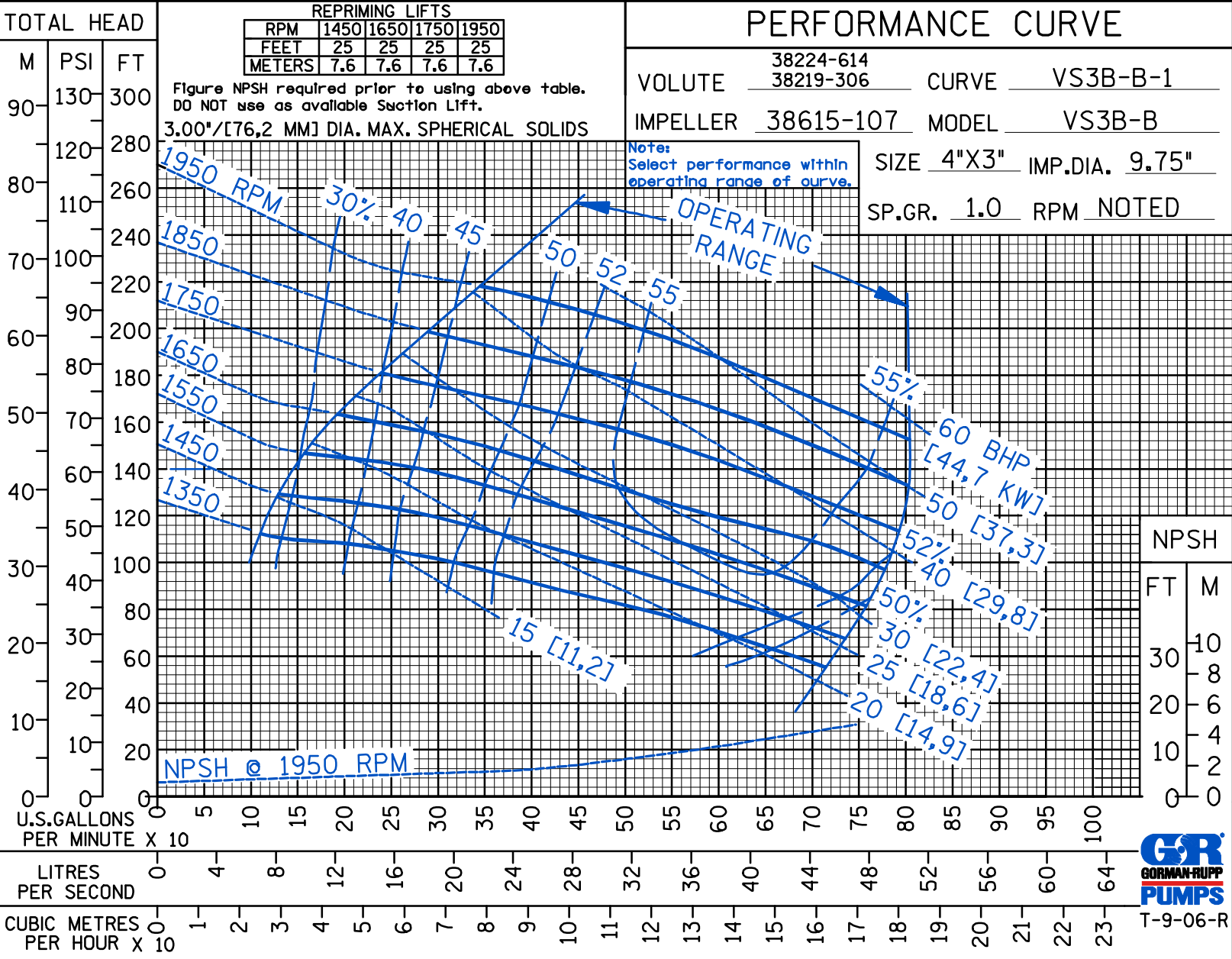
PERFORMANCE CURVE

VOLUTE 38224-614 38219-306 CURVE VS3B-B-1
 IMPELLER 38615-107 MODEL VS3B-B
 SIZE 4"X3" IMP.DIA. 9.75"
 SP.GR. 1.0 RPM NOTED

REPRIMING LIFTS				
RPM	1450	1650	1750	1950
FEET	25	25	25	25
METERS	7.6	7.6	7.6	7.6

Figure NPSH required prior to using above table.
 DO NOT use as available Suction Lift.
 3.00"/[76,2 MM] DIA. MAX. SPHERICAL SOLIDS

Note:
 Select performance within
 operating range of curve.



THE GORMAN-RUPP COMPANY • MANSFIELD, OHIO

GORMAN-RUPP OF CANADA LIMITED • ST. THOMAS, ONTARIO, CANADA

www.grpumps.com

Specifications Subject to Change Without Notice

Printed in U.S.A.

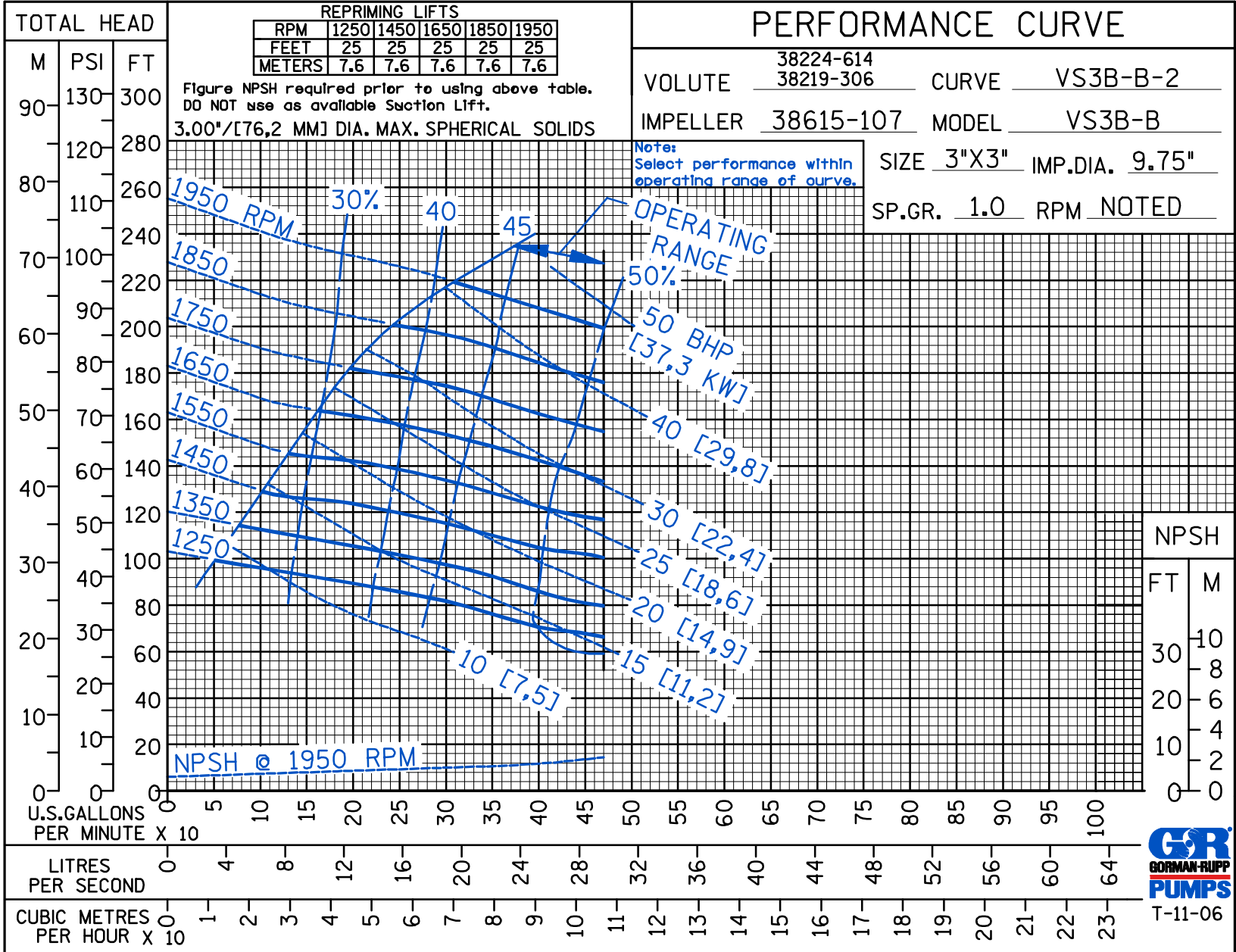


THE GORMAN-RUPP COMPANY • MANSFIELD, OHIO
 GORMAN-RUPP OF CANADA LIMITED • ST. THOMAS, ONTARIO, CANADA
 www.grpumps.com

Specifications Subject to Change Without Notice

Printed in U.S.A.

Note: Performance for Reduced Suction Size



CDSW

Curve Data

Sec. 55

PAGE 3050.2
MAY 2007

